



E-Discovery Week - Exploring Macro & Micro Economic Data on CDMNNext

Kevin Ho
lbkevin@ust.hk



Coverage

- Covers >7.3 million macroeconomic time series
- 200+ economies
- World Trend Plus
- Global Database (**core database**; by country/region)
- Daily Database (deposit rate, forward rates, etc)
- Premium Databases (**China, Indonesia**, Brazil, India and Russia)

Source: <https://www.ceicdata.com/en/products>

How to Access

- Library Homepage (<https://library.ust.hk>) > Databases > C > CDMNext
- On/Off-campus Access – OK
- Guest Access / Registered User



Click here
for guest access

Anonymous access to the most complete set of economic data available for over 128 countries to accurately compare GDP, CPI, Imports, Exports, FDI, Retail Sales and Interest Rates.

Register now

Sign up with CEIC Data to complete your product experience with our core features in collaboration and data alerting.

Registered user

 Email Address

 Password

[Forgot password?](#)
[Support Portal](#) | [Diagnostics](#)

Login 





Database Structure


- **Data** – access to the full CEIC databases, individual series and datasets
- **Analysis** – access to all CEIC Insights, EMIS Insights, and other third-party reports
- **Comparables** – standardized list of key series grouped by region
- **Releases** – release schedule of series in a timeline
- **Watchlist** – latest updates and notification on selected series



CDMNext Basics

- Data Discovery
- Creating Insights & Visualization
- Data Transformation (see Function Guides in CDMNext)

Data Briefings [Top Releases](#) [<](#)

 Inflation in the US reaches 7.5% in January, highest in 40 years
Yesterday at 11:13 PM, Georgi Ninov

Malaysia real GDP up by 3.58% y/y in December 2021
Today at 12:18 PM, CEIC Insights

In 2021 Germany exported 14% more goods than in 2020
Yesterday at 11:14 PM, Radina Koleva

India's Monetary Policy Committee keeps policy rate unchanged at 4.0% pa in February 2022
Yesterday at 11:13 PM, Rohini Sanyal

Brazil's industrial confidence remains almost stable in February
Yesterday at 9:57 PM, Adriano Moraes

US jobless claims fall to 223,000 in the first week of February
Yesterday at 9:55 PM, Georgi Ninov


Brazil's consumer inflation stands at 10.38% y/y in January
Yesterday at 2:54 PM, Adriano Moraes

Japan producer price index up by 8.63% y/y in January 2022
Yesterday at 9:24 AM, CEIC Insights

Databases Series Datasets


- ☐ World Trend Plus
- ☐ Global Database
- ☐ Global Key Series Database
- ☐ IHS Markit Purchasing Managers' Index
- ☐ Daily Database
- ☐ Brazil Premium Database
- ☐ Russia Premium Database
- ☐ India Premium Database
- ☐ Indonesia Premium Database
- ☐ China Premium Database

My insights > Name your insight [✎](#) [⚙](#)




Line

Drag series here




Column

Drag series here




Table

Drag series here




Heat map

Drag series here



Pie

Drag series here



Map

Drag series here

Data Discovery - How to Find Data Series?

- Search by **Keyword**
 - Apply filters
- Browse by **Indicators**



Exercise

- The spot price of gold in Hong Kong




Table

Creating Insight and Visualization

The image displays the CEIC Data Manager interface, which is used for creating insights and visualizations. The interface is divided into two main sections: a left sidebar for data management and a right main area for visualization.

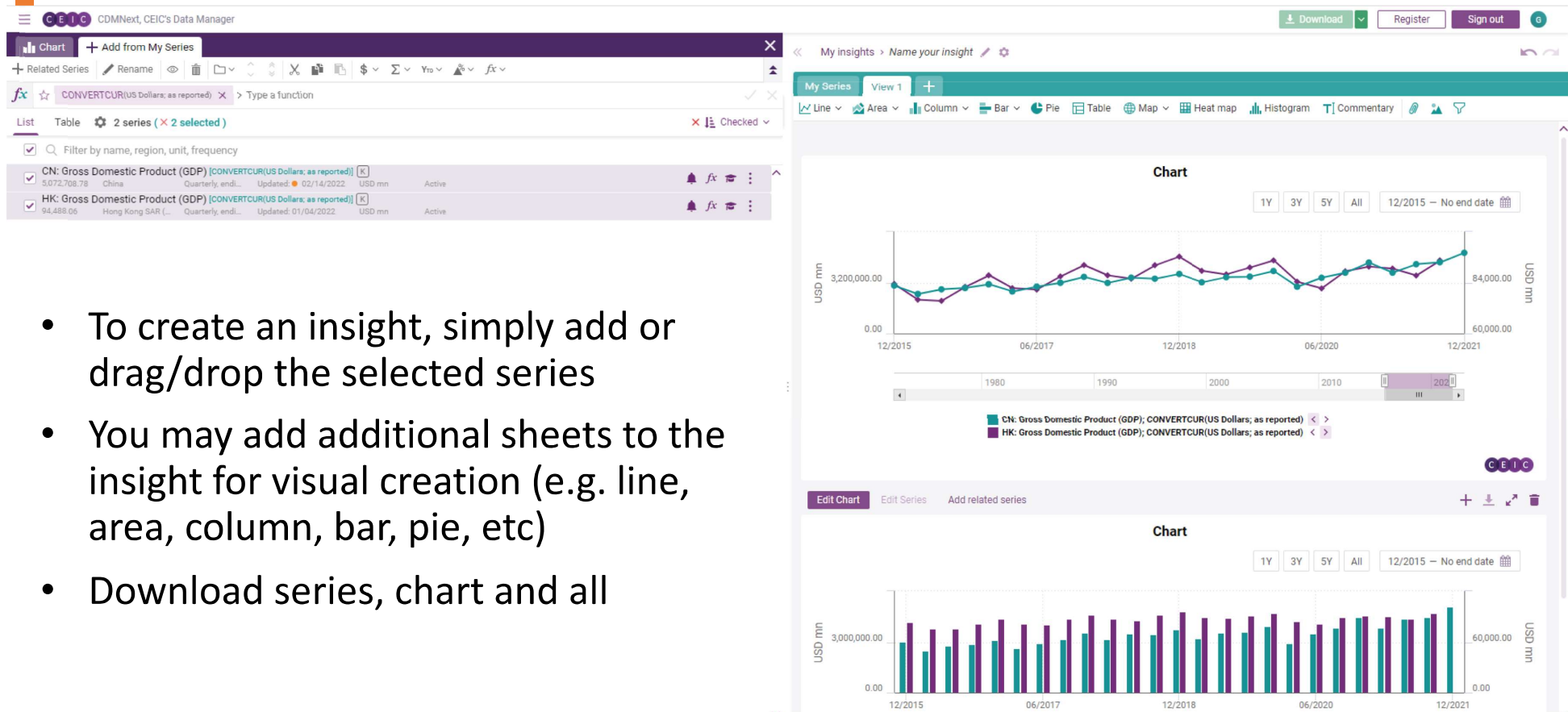
Left Sidebar (Data Manager):

- Header:** CEIC CDMNext, CEIC's Data Manager. Includes a search bar and filters for All Regions, Indicator, Frequency, Source, Status, and More. A COVID-19 filter is also present.
- Data Briefings:** A list of recent news items, including:
 - India's retail inflation climbs to 6% in January 2022
 - Japan government debt-to-GDP ratio stood at 224.68 % in December 2021
 - Japan real GDP up by 5.4% q/q annualised in the quarter of December 2021
 - India's wholesale price index moderates to 13% y/y in January 2022
 - India's industrial production index growth slowed to 0.4% y/y in December 2021
 - Moderation in decline of passenger car sales in India to 14.8% y/y in January 2022
 - Inflation in the US reaches 7.5% in January, highest in 40 years
- Databases:** A list of available databases, including:
 - World Trend Plus
 - Global Database
 - Global Key Series Database
 - IHS Markit Purchasing Managers' Index
 - Daily Database
 - Brazil Premium Database
 - Russia Premium Database
 - India Premium Database
 - Indonesia Premium Database
 - China Premium Database

Right Main Area (Visualization Dashboard):

- Header:** My insights > Name your insight. Includes a Download button and a Register/Sign out link.
- Visualization Tools:** A row of icons for different chart types: Line, Area, Column, Bar, Pie, Table, Map, Heat map, Histogram, and Commentary.
- Dashboard Grid:** A 3x2 grid of visualization templates, each with a title and a "Drag series here" prompt:
 - Line
 - Column
 - Table
 - Heat map
 - Pie
 - Map

Creating Insight and Visualization

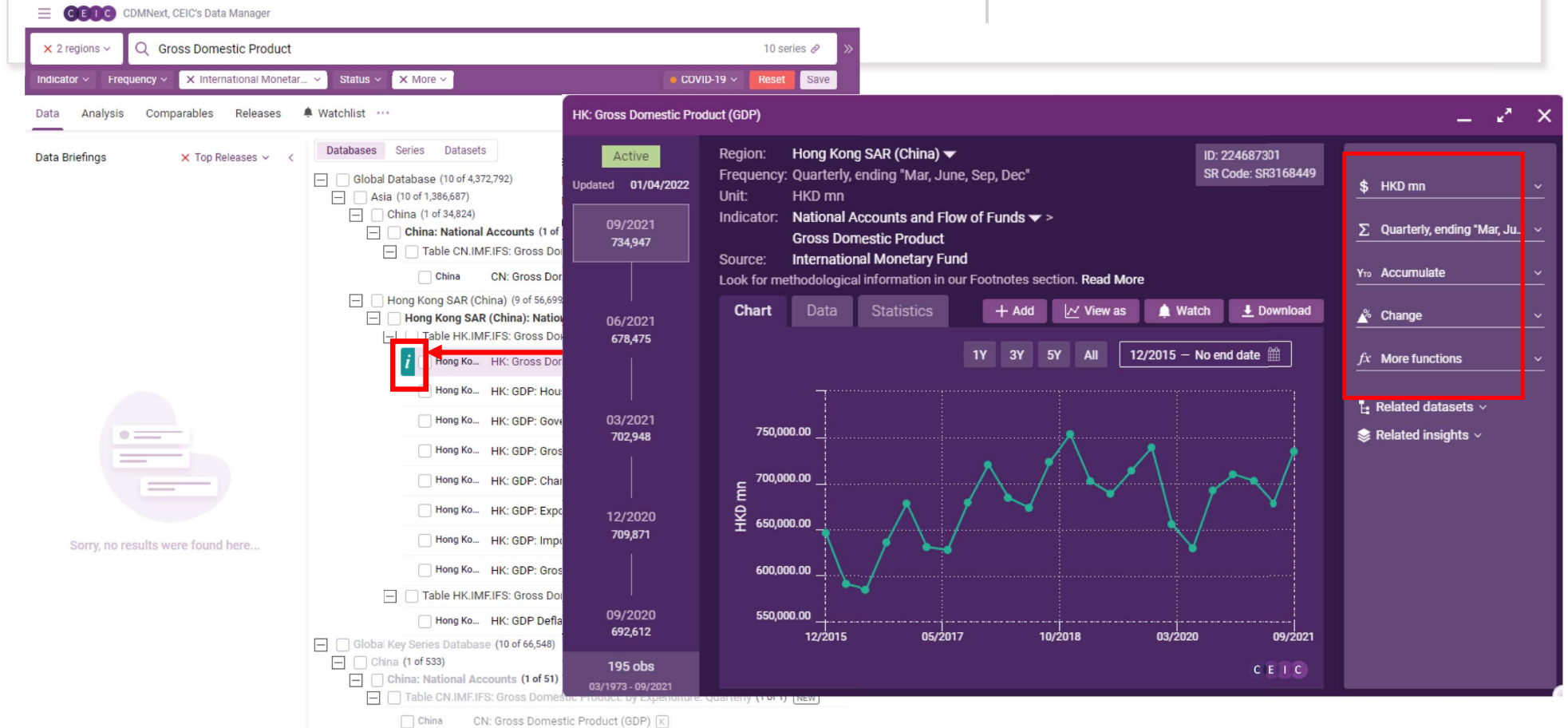


- To create an insight, simply add or drag/drop the selected series
- You may add additional sheets to the insight for visual creation (e.g. line, area, column, bar, pie, etc)
- Download series, chart and all

Exercise

1. Look for the **annual Core CPI** (consumer price index) for Canada and USA
2. Create a “Map” chart and “Table” in Insight

Data Transformation



Data Transformation

Download Register Sign out

My insights > Name your insight

My Series View 1 View 2 +

+ Related Series Rename View Actions \$ Σ YTD % fx

fx ☆ Type a function

CONVERTCUR(US Dollars; as reported) > ADD(Series; series ID:224687301, HK: Gross Domestic Product (GDP) - A [CONVERTCUR(US Dollars; as reported)])

List Table 5 series (1 selected) Group added series Checked

Filter by name, region, unit, frequency

<input type="checkbox"/>	CN: Gross Domestic Product (GDP) [K]	32,423,740	China	Quarterly, endi...	Updated: 02/14/2022	RMB mn	Active
<input type="checkbox"/>	CN: Gross Domestic Product (GDP) - A [CONVERTCUR(US Dollars; as reported)] [K]	5,072,708.78	China	Quarterly, endi...	Updated: 02/14/2022	USD mn	Active
<input checked="" type="checkbox"/>	CN: Gross Domestic Product (GDP) - A [CONVERTCUR(US Dollars; as reported) > ADD(Series; series ID:224687301, HK: Gross Domestic Product (GDP) - ... [K]	4,575,604.94	China	Quarterly, endi...	Updated: 02/14/2022	USD mn	Active
<input type="checkbox"/>	HK: Gross Domestic Product (GDP) - A [CONVERTCUR(US Dollars; as reported)] [K]	94,488.06	Hong Kong SAR (...)	Quarterly, endi...	Updated: 01/04/2022	USD mn	Active
<input type="checkbox"/>	HK: Gross Domestic Product (GDP) [K]	734,947	Hong Kong SAR (...)	Quarterly, endi...	Updated: 01/04/2022	HKD mn	Active

- To apply math functions to the selected series, type a function on the function bar or access function editor

How to Win Prizes

1. Complete the CDMNext [Quiz](#)
2. Join the [E-Discovery Week Challenge](#) (online Quiz)
(2 lucky draw chances; deadline: Feb 18, 11:59pm). Each participant can only submit one completed quiz

