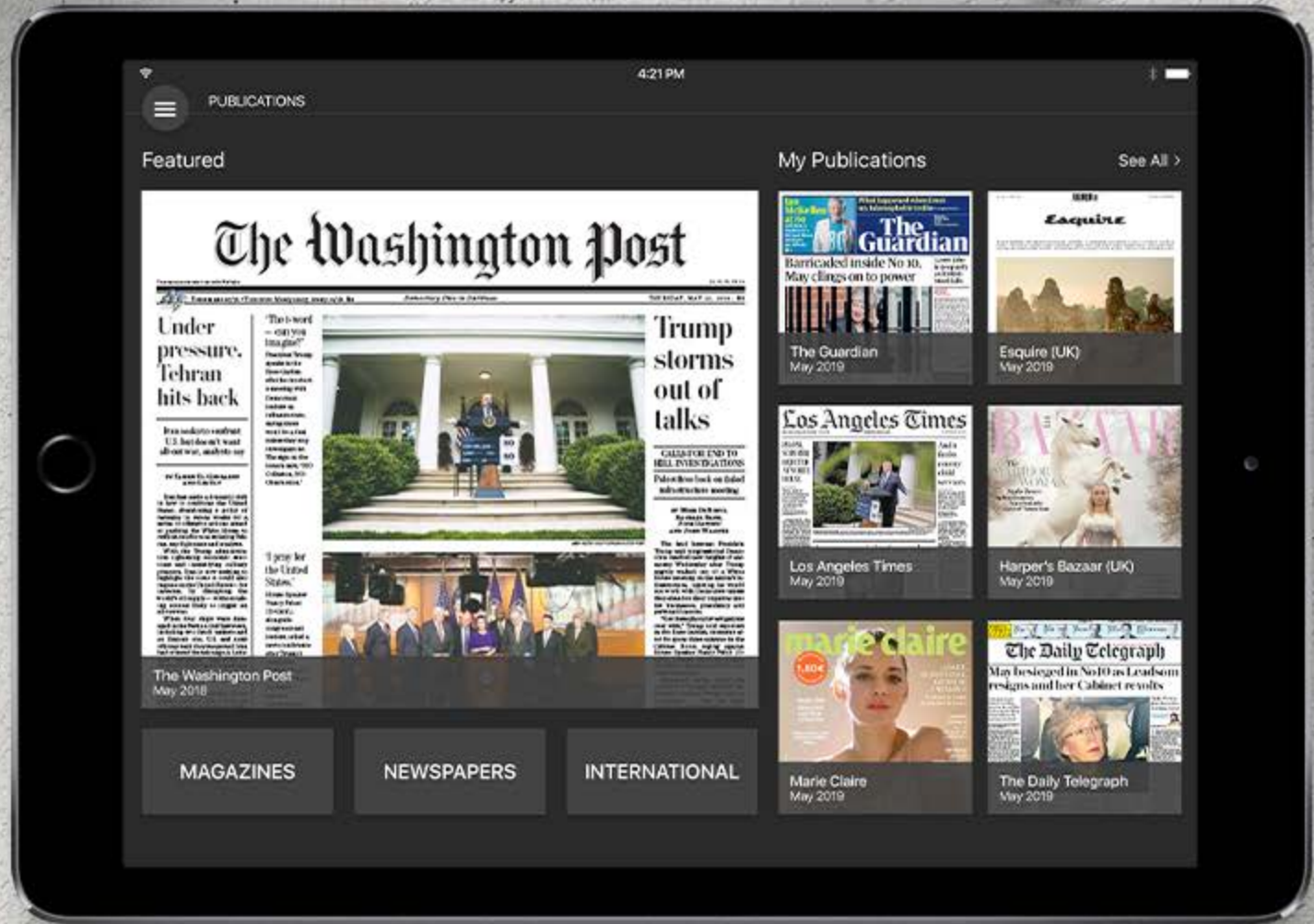


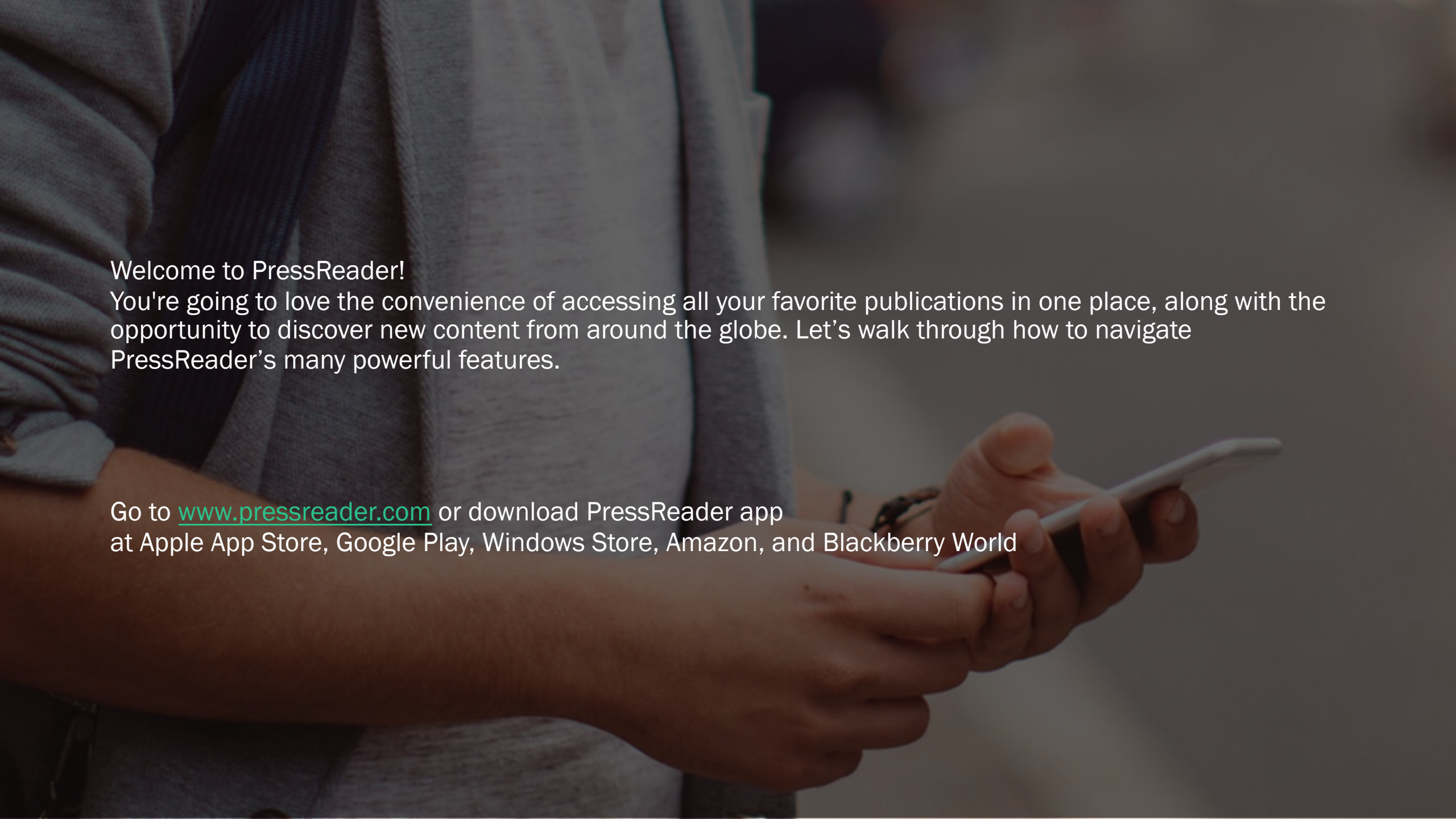


# Quick Start Guide for Users

PressReader





A person is shown from the chest down, wearing a grey sweater and a dark backpack strap. They are holding a white smartphone in their hands. The background is a blurred outdoor setting. The image has a semi-transparent dark overlay.

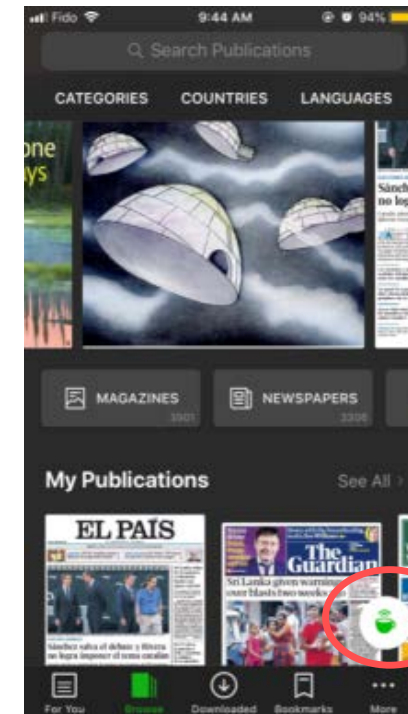
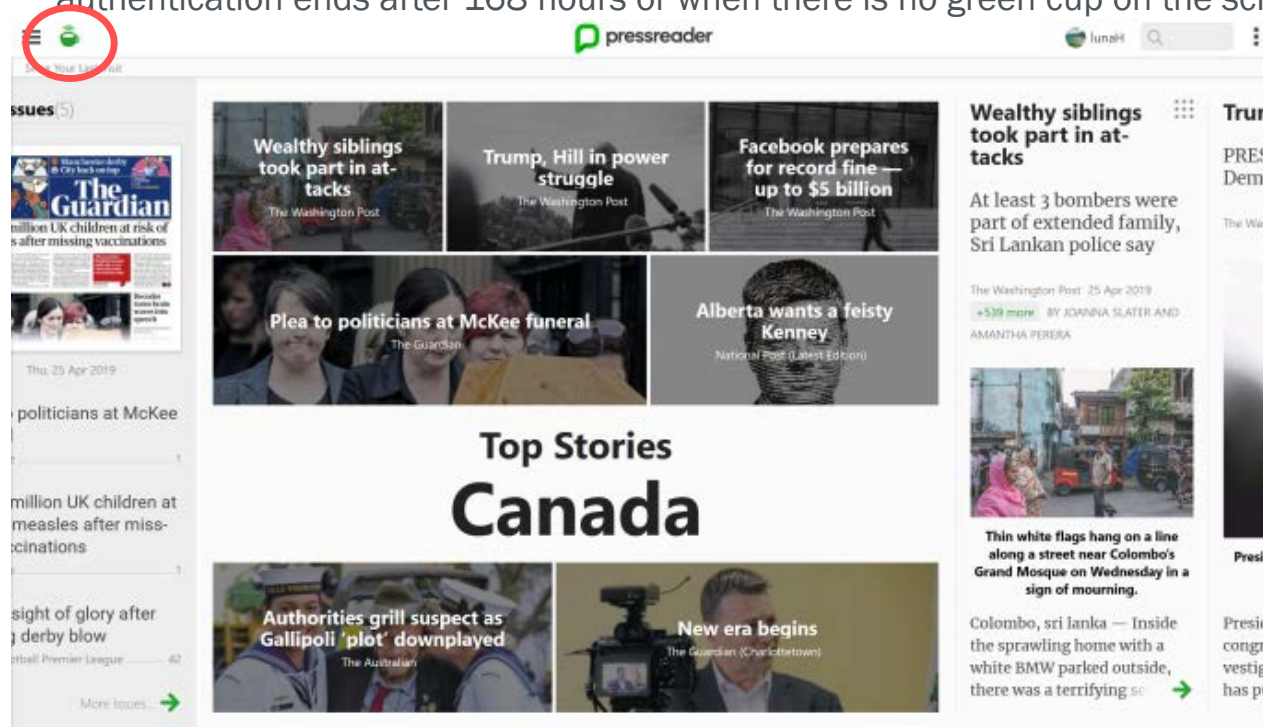
Welcome to PressReader!

You're going to love the convenience of accessing all your favorite publications in one place, along with the opportunity to discover new content from around the globe. Let's walk through how to navigate PressReader's many powerful features.

Go to [www.pressreader.com](http://www.pressreader.com) or download PressReader app at Apple App Store, Google Play, Windows Store, Amazon, and Blackberry World

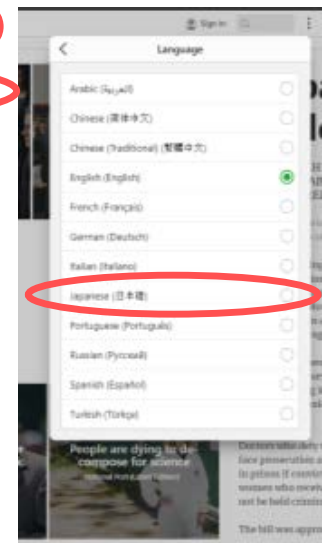
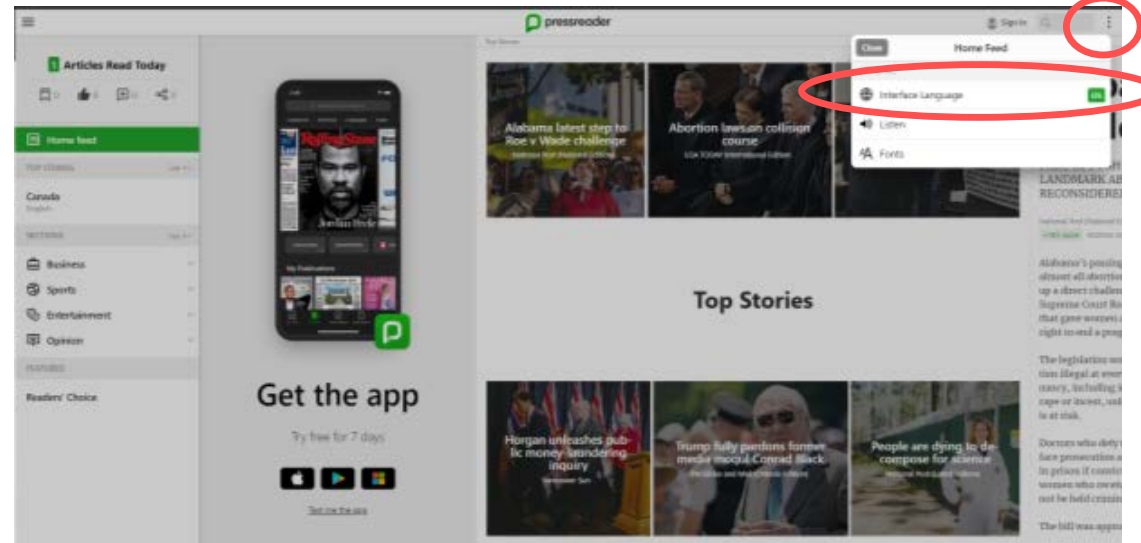
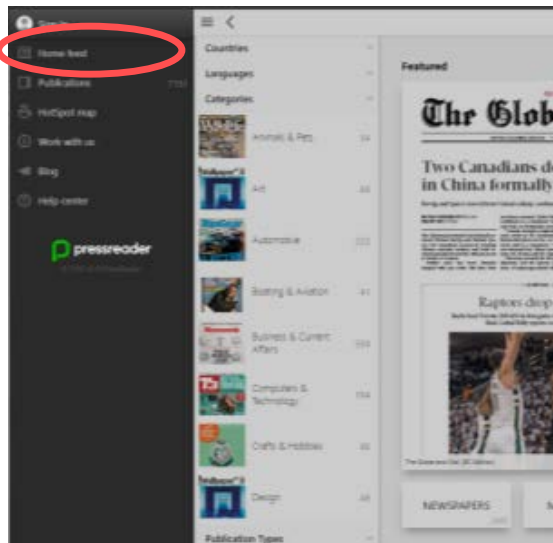
# Connecting

- Once you access PressReader through Wifi at your institution, you will be automatically authenticated and be able to see the green cup in the top left corner (on a web browser) or in the bottom right corner (on a mobile application) as an indication of the successful authentication.
- If you are logged in, the authentication is valid for 168 hours from your initial access. Enjoy unlimited access to all the publications on PressReader on campus as well as off campus. You can go through the same process when the authentication ends after 168 hours or when there is no green cup on the screen.



# Changing Language

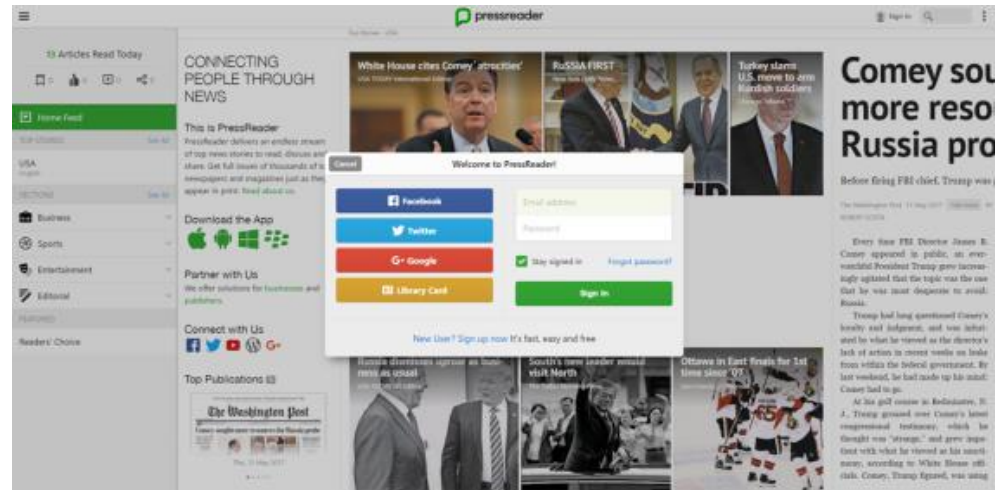
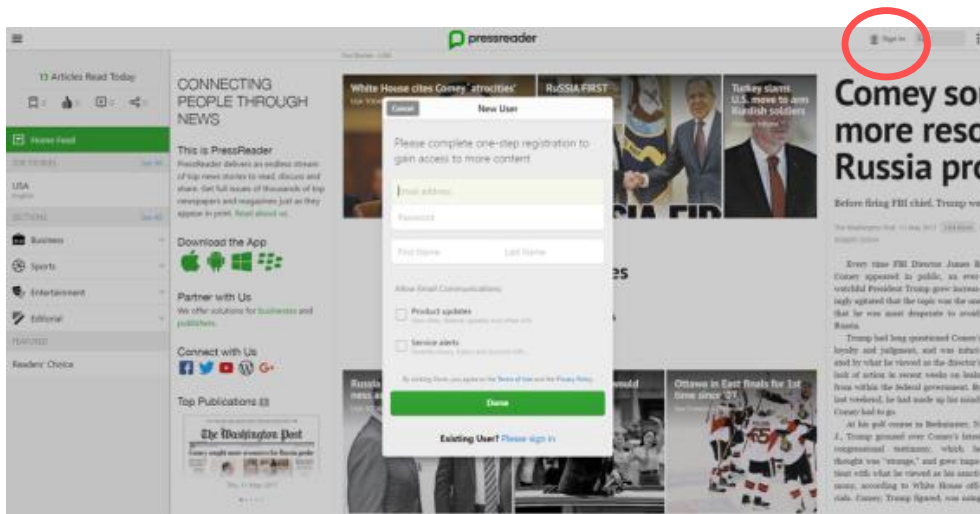
- You can change the language setting to Japanese.
- Click **Home Feed** on PressReader website and then 「**⋮**」 on the top right corner.
- Click 「**EN**」 on the right side of **Interface Language** in the pop-up menu.
- You can select Japanese or any other language you want from the list in the pop-up menu to change the language setting on PressReader.





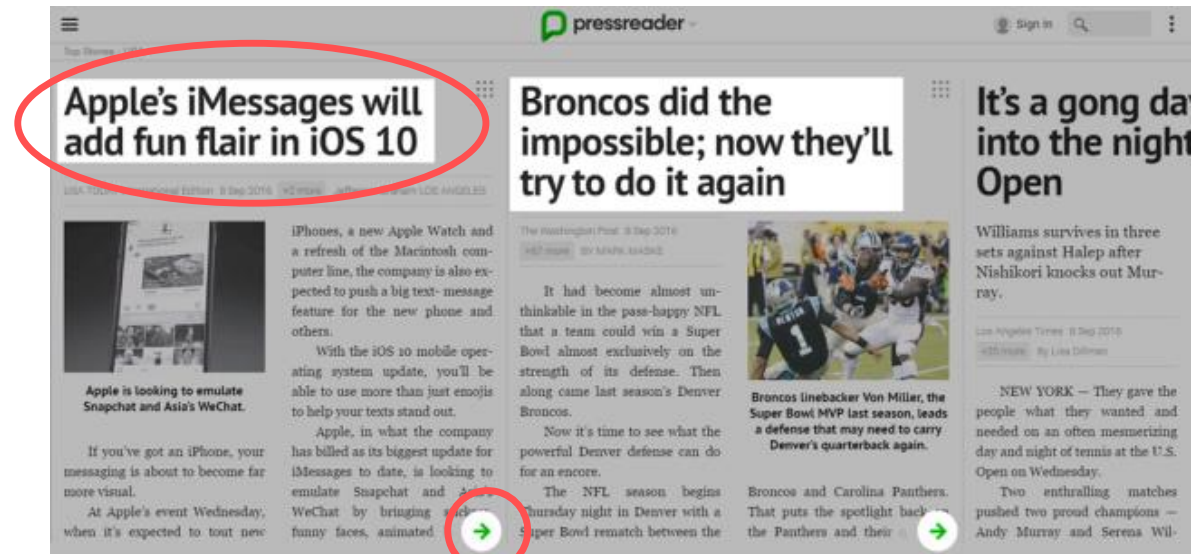
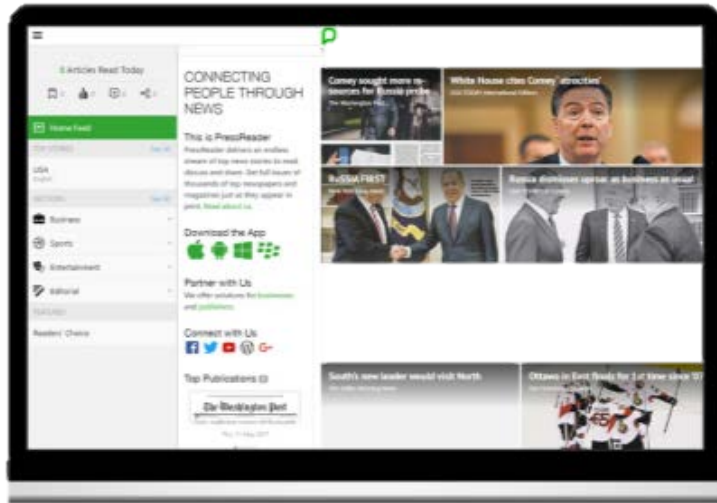
# Sign Up

- Free, one-step registration means that signing up for PressReader is as easy as it is affordable. All you need to provide is your email address, password, and name.
- You can also sign up using your favorite social network account.
- Remember this is only necessary if you want to personalize your own account and feed full of your interest.



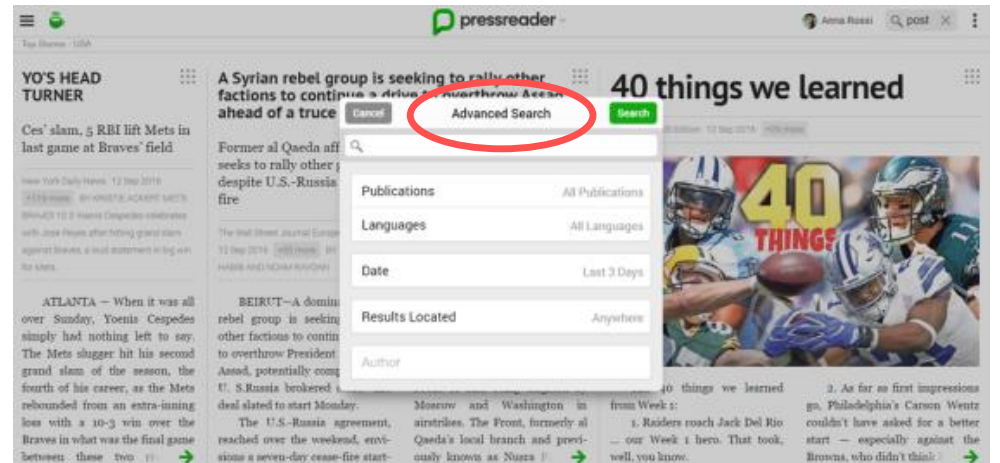
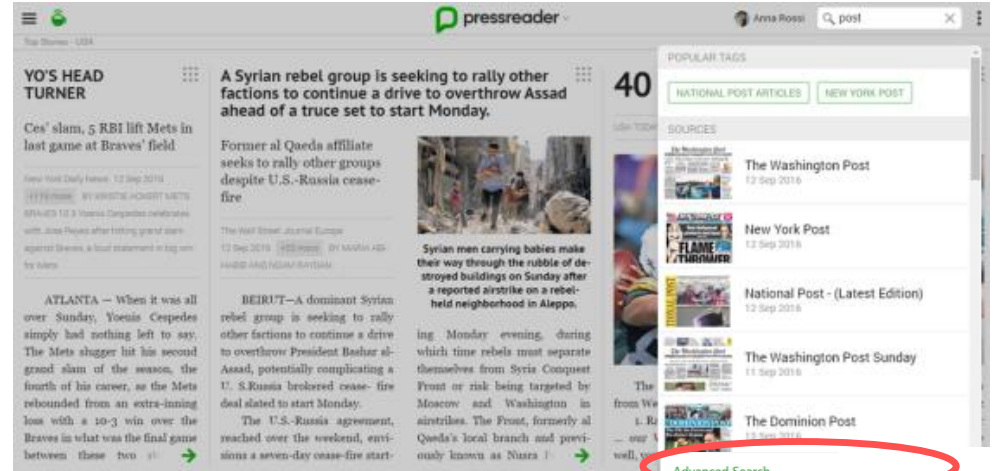
# Browse

- When you first open PressReader.com in your browser, you'll be presented with the Home Feed of top stories automatically populated from the latest publications in your location.
- This unlimited newsfeed is easy to browse; simply scroll right across the screen and new articles will appear in an easy-to-read horizontal stream called **SmartFlow**.
- Find an article that catches your eye? Just click on the article title or the little green arrow at the bottom of the article to reveal the full story.



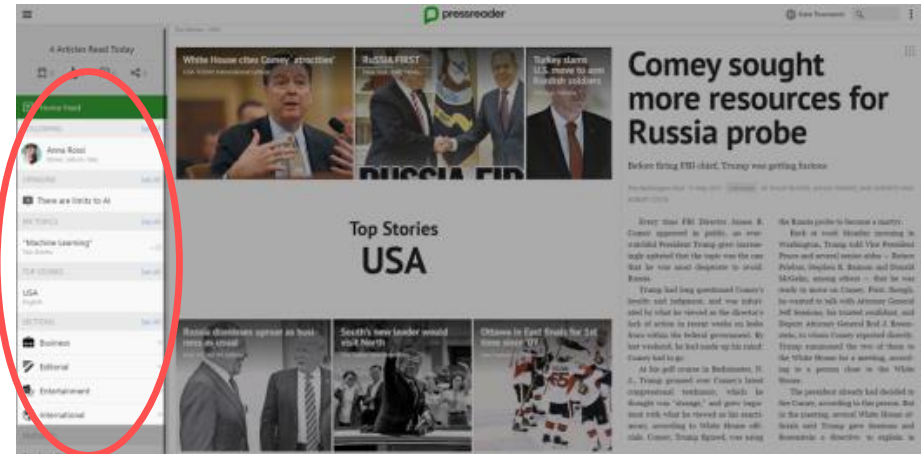
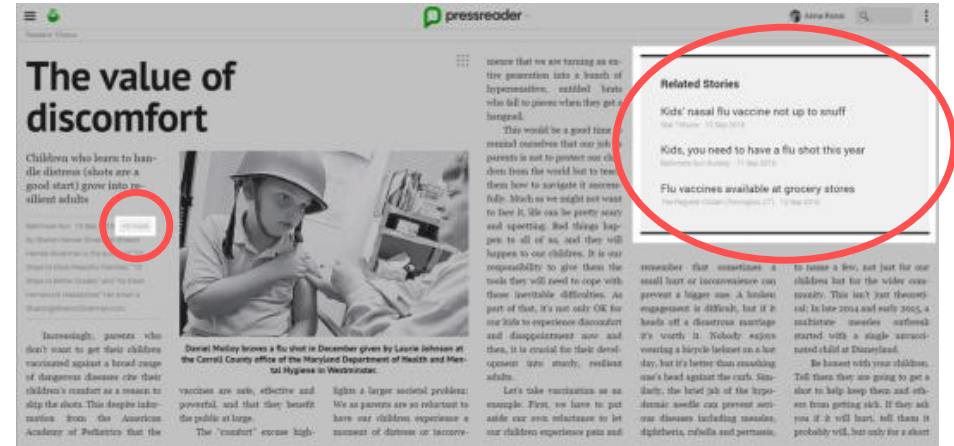
# Search

- Find news from newspapers and magazines that you already love and discover new publications with the cross-title **Search** feature. Looking for stories on a particular topic? Scroll to the bottom of this list to open **Advanced Search**.
- You can use Advanced Search to search across specific titles available on PressReader from a set day or time frame. You can also filter your search results by language, date, country and by author.



# Personalize

- Free registration allows you to take advantage of a much richer selection of features that will further enhance your reading experience. As a registered user you can:
  - Customize your **Home Feed** to be as unique as your reading interests by:
    - **Following:** Updates from people that interest you
    - **Opinions:** Discussions on things you care about
    - **Topics** that interest you, such as politics, technology, sustainability or fitness.
    - **Country:** Choose from over 100 different countries around the globe.
    - **Sections** from specific publications: Increase the quality and relevance of your news feed with your favorite Sports, Business, Technology or Entertainment news.
    - **Readers' Choice:** A great way to discover interesting news you might not otherwise see.
    - Set up **Email Alerts** when new articles are published that relate to a topic of interest.
    - View **Similar Articles** to get a new perspective on the same topic





# Share, Discuss, and Save

- Reading the news is much more rewarding when you can share it with friends, discuss with others and save it for future reference. Free registration enables you to:
  - **Share** articles with friends, family, colleagues and your legion of adoring social media followers.
  - **Copy** stories into your Evernote, OneNote, or Instapaper accounts with just one click.
  - **Print** articles in hardcopy or save them as PDFs.
  - **Vote** on viewpoints being presented in an article by supporting or opposing them.
  - **Comment** on articles and view the comments and profiles of others who also had something to say. Through their profiles you will discover other articles they have saved which may be of interest to you as well.
  - Add your **Opinion** to your comments to connect you with like-minded people. Together you can share your viewpoint throughout multiple articles to gain support or spark debate with other readers.
  - **Save to Collection** — Mark articles for future reference and organize them into Collections. One of the benefits of saves stories is that they are always accessible to you even when the publication from which they originated is no longer available.
  - **Translate** articles into 18 languages instantly and enjoy reading the different perspectives of the world. It will also help you study foreign languages.

